



Happy New Year

HUNTER-WOLFF GALLERY

January 2015 Insider News

Hunter-Wolff Gallery
2510 W. Colorado Ave
Colorado Springs, CO 80904
719.520.9494

hunterwolffgallery.com

©2015 copyright Sharon Wolff. To
copy this material to other publications
or mailing lists, please request
permission
staff@hunterwolffgallery.com



Long Island Sound by K. A. McMahon

RINGING IN THE NEW YEAR!

Ahhh! A new opportunity to start fresh, learn from last year's boo-boos and improve where it makes a difference. Isn't it exciting to think about the possibilities for the coming year? Aside from a long list of personal goals—getting to the gym more frequently, drinking more water, organizing the file cabinets, remembering to say “thank you” more, etc.—Hunter-Wolff Gallery has a long list of business goals where we hope it will make a difference to you.

First, we are going to stretch our reach to bring you collections of artwork that inspire and captivate. To start-off the New Year right, we are expecting fresh off-the-easel collections by David Newton, George Peebles, Kathryn McMahon and more. We are also seriously looking at several new artists that we will be announcing soon. In the near term, we will be ringing in the New Year by hosting another Seconds Sale of Tony Heslop pottery on Saturday, January 24th.

Hunter-Wolff Gallery artists are setting their goals too, hoping to exceed your expectations in 2015. As we flip through the calendar in 2015, we wish you success in reaching your personal goals and when you plan to buy original artwork to enrich your life, we want to help. Make this your year by adding meaningful art to your home or consider buying your very first art work—or add something unique to your current collection like clay and fiber art or blown glass.

Whatever your goals, all of us at Hunter-Wolff Gallery wish you the very best New Year sprinkled with many blessings!

Vision is the art of seeing what is invisible to others.

~Jonathan Swift



A Special Thanks to Bob Kelly!

We just never know who is going to walk through our door. Sometimes we learn that our customers have as much to offer us as we do art-lovers.

Bob Kelly has been a collector and gallery fan for a number of years and recently showed interest in helping Hunter-Wolff Gallery with some of its business projects. Click on the video link below to see what Bob created for us:

[Hunter-Wolff Gallery Highlights](#)

MAKE A NOTE

Saturday, January 24

🕒 9 am - 6 pm

Annual Seconds Sale featuring Tony Heslop decorative and functional pottery.

Big Hits on the Leader Board

We truly enjoyed serving you in 2014! Everyone at Hunter-Wolff Gallery appreciates your support and sends a special Happy New Year greeting to: Judy A. for commissioning a large painting by Clifford Bailey for her CS home; L.A. Auld for selecting one of Gary Vigen's fused-glass paintings; Mr./Mrs. Von Qualan for adding two David Newton watercolors to their collection; Capt. S. Jordan for selecting a special DKC Jewelry set for his wife; Elenora in Denver for returning to buy another Mark Wong raku vase; S. Bradsford for finding the perfect Kerry Brooks glass/clayware; the Witzels for ordering custom beer steins by Tony Heslop for a wedding event; L. Rubin in Dunn Loring, VA for having us ship a Marc Jenesel glowpot; Lajuan C. for selecting Dian Calkin's DKC jewelry; John Dodd for deciding on Marlene Kort's pastel painting; K. Hartz for zeroing in on Kerry Brooks and Donna Gordon glass; C. Martel for coming back to select great holiday gifts by Kerry Brooks and Tony Heslop; Rhip W. for picking up a lovely Dian Calkin's necklace; Jude M. for picking up a Kerry Brooks wall-hanging; R. Newman for buying Jerry Wedekind's burl aspen vessel; Barbara S. from Montgomery TX for requesting another order by Tony Heslop; Mary J. L. in CS for insisting on Kathryn McMahon's oil painting for her home; Kathy L. in CS for buying one of Fred Lunger's bronze Pikas; Pat and Denise S. for buying a Marty Price raku vase; P. McCoy for ordering more Tony Heslop pottery; L. Miera for selecting several Andrew-Hamilton-Crawford jewelry pieces; Jim and Sara S. for buying a Patrice Walker oil painting; J. Smith for selecting a Clifford T. Bailey oil landscape; Tony H. for buying a Donna Gordon blownglass platter; Nancy W. for selecting Kerry Brooks clayware and Jewelry by Tana; J. Sherman for buying a Gary Vigen painting; D. Bailey for requesting a custom DKC Jewelry piece to match a previous purchase; Jeanette S. for ordering a Gift Certificate and raku for gifts; Michael H. for purchasing a lovely drusy pendant for Christmas; Scott B. for purchasing D. Gordon, Kerry Brooks and other gift items; A. Jones for buying George Peebles "Brilliance" painting; Ron for picking up a DKC Jewelry pendant; Tim C. from CS for selecting Patience Heyl oil; Monument collector for buying their first Glow Pot by Marc Jenesel; Veronica H. from Houston for adding Justin Clement's still life to her collection; Kathryn L. for deciding on Fred Lunger's bronze "Pika"; SK in Woodmoor for purchasing their third Janelle Cox oil, and dozens and dozens of fans who purchased Vinny Luciani's wood-turned Christmas trees, along with the ever-growing interest in Tony Heslop's pottery as evidenced by the many sales in December.

How Did They Do That Color?

Did you know that bronze sculptures have artificial patinas applied to their surfaces? Unless you are a collector of bronze sculpture, you may not know that artificial patina is an application to change or enhance the color of the bronze to blue, green, red, white, black, or something else. See effects of patinas on [Fred Lunger's](#) and [Tom Dickson's](#) bronzes in Figure 1, 2 and 3. A patina application is a thin layer that adheres to the surface of bronze (and other metal and stone surfaces). That layer is produced by oxidation or other chemical processes and referred to as tarnish.

The natural color of bronze when it comes out of the mold looks like brass or gold and the finish is very bright and shiny. It is difficult to maintain. Without frequent waxing as a protective layer, the surface of the bronze will inevitably oxidize and change. The oxidation can be uneven and unattractive with dark brown and green streaks developing. It can take a very long time to even out.

An applied brown patina called Renaissance Brown works very well for small scale bronzes or statues, such as those sculpted by Colorado sculptor Fred Lunger. Some marvelous effects can be achieved with this patina when it is applied artistically and subtly.

Artists often deliberately add patinas as a part of the original design and decoration of art. A wide range of chemicals can give a variety of patinas. They are often used by artists as surface embellishments either for color, texture, or both. Patination composition varies with the reacted elements and these will determine the color of the patina. For bronze, exposure to chlorides leads to green, while sulfur compounds tend to brown. For artworks, patination is often deliberately accelerated by applying chemicals with heat. Colors range from matte sandstone yellow to deep blues, greens, whites, reds and various blacks. Some patina colors are achieved by the mixing of colors from the reaction with the metal surface with pigments added to the chemicals. Sometimes the surface is then enhanced by waxing, oiling, or other types of lacquers or clear-coats.



Figure 1 - Fred Lunger "Pikas"



Figure 2 - Tom Dickson "Sea Turtle"



Figure 3 - Tom Dickson "The Three Graces"

Artist **Spotlight** *Justin Clements*

Artists are inspired by all sorts of things that can lead them down a new path causing a change or improvement in their style. One of Hunter-Wolff Gallery's up and coming artists [Justin Clements](#), delivered work that really grabbed my attention. I noticed he was doing something new with bits of color that looked like confetti over his painting. This new addition to his work has an interesting effect, and I specifically asked about the little pieces of color. At first, he smiled and was pleased I noticed but didn't have a ready answer.

After leaving to return to his studio, he started thinking about my probing question and realized something that had not occurred to him before. For some months Justin had been closely studying the French impressionist movement and, specifically, the timeless works of Claude Monet. Monet's work truly moved him and has had a profound affect on Justin. Although several days had gone by, Justin contacted me to let me know he believed studying Monet's style influenced him to look at problems of light and color in a new way. Justin thanked me for noticing the tiny change that made such a big difference in his work and mentioning the detail that lead to this fun realization.

You just never know where, when or how your questions might trigger deeper thought. This is what art does. Original art makes us think and stimulate conversation. Take time today to look deeply at a piece of original art and see if you can come up with several questions for the artist or owner of the art. You never know what path your question will take you.

Learning about art is fun. See more original paintings today at [Hunter-Wolff Gallery](#).



Onions And Glass Bottle 12x16, oil (SOLD)



White Lilacs 8x10, Oil




Orange On Brass Pot 8x10, Oil

GREAT COLLECTIONS: HOW LONG WILL THEY LAST?

ART COLLECTOR MONTHLY January 2015




Oil with Texture
David Newton



Raku Glow Pots
Karen Pierce & Marc Jenesel




Hand-Crafted Juniper Furniture
Jerry Wedekind



Rainbow Landscapes
George Peebles



Fused Glass
Gary Vigen



Pottery for Everyday
Tony Heslop

Need Lay Away? Shipping? Just Ask! 719.520.9494

Be sure to check for new work frequently. [New Gallery Items](#) are highlighted on our website homepage for two full weeks. And, Visit us on [Facebook](#) for current news.



Visit our [Blog](#)

Follow Us [twitter](#)

www.hunterwolffgallery.com

Check for More New Arrivals w